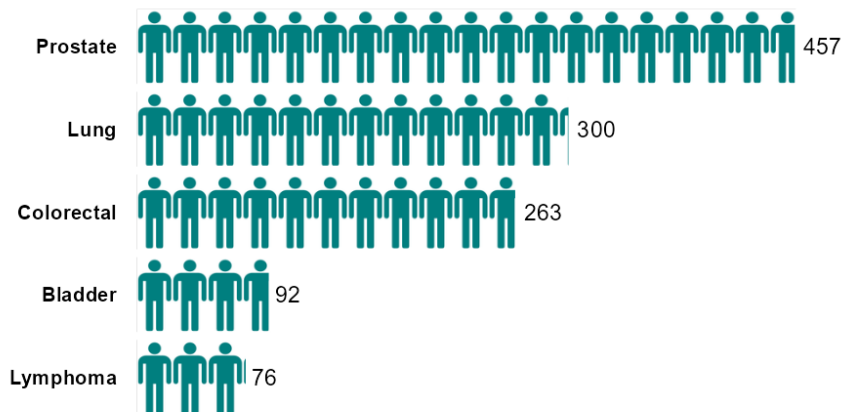


| Average number of cases per year in 2017-2021 | Average number of deaths per year in 2017-2021 | Number of survivors at end of 2021 (25-year prevalence) |
|---|--|---|
| 3,473 | 2,350 | 24,648 |

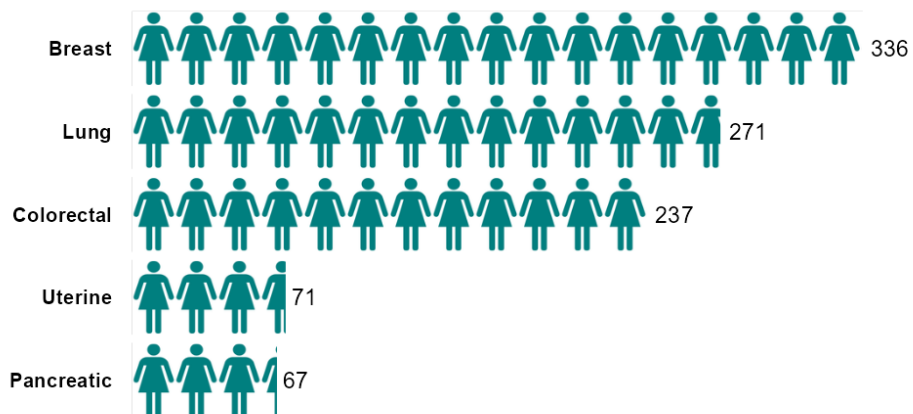
Cancer type - Males

(Average number per year, Diagnosed 2017-2021)



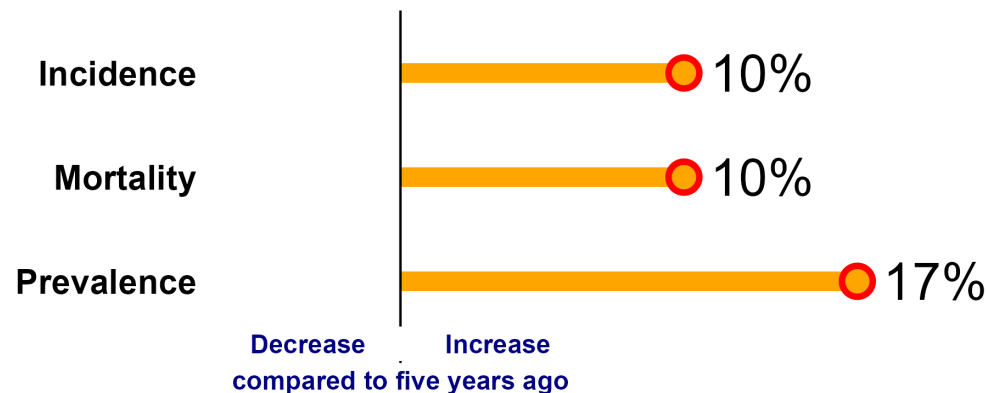
Cancer type - Females

(Average number per year, Diagnosed 2017-2021)



Trends in cancer among older people

(Cases/deaths: 2017-2021 vs 2012-2016 ; 10-year prevalence: 2021 vs 2016)



Survival

(Diagnosed 2012-2016)

